



HIGH TEMPERATURE SINGLE RACK-SPLIT DOOR POT & PAN DISHWASHER

180-TC

High Temperature
Single Rack Dishwasher




CMA MODEL: 180-TC




Top mounted control box is water tight and includes a rack counter, extended wash/delimer switch and easy to read temperature gauges.



External scrap tray maintains clean wash water and prevents debris from clogging the drain.



Unique pull-pin design allows wash arms to be easily removed for cleaning.



Industrial wash tank and optional booster heaters are designed for years of trouble free service.

FEATURES

- 60 racks / 240 covers per hour.
- Economical to operate. Uses only .82 gallons of water per cycle.
- Split door design provides a sheet pan door clearance of 27 inches, reduces overall (open-door) height of machine to 93-1/2". A beneficial feature for kitchens with low ceilings.
- Automatic soil purging system. Filters wash water and traps plate debris into an external tray. Tray can be easily removed for dumping contents.
- All stainless steel construction offers durable performance and years of trouble free operation.
- Built-in chemical resistant industrial 7kW (240V) heater is proven to be more durable than commercial style heaters.
- Unique spray arm system features upper and lower stainless steel wash arms with reinforced end caps.
- Auto start/stop makes operation safe and easy.
- Field convertible for a wide range of applications.
- Safety Temp feature assures 180°F sanitizing rinse every cycle.
- Single point electrical connection.
- Automatic fill.
- Interchangeable upper and lower spray arms.
- Built in Delime switch.
- Includes 2 racks.

AVAILABLE OPTIONS

- Exhaust Fan Time Control
- Built-in 12KW booster heater
- CMA-180 Conversion Kit Corner to Straight
- Alternative electrical available for export
- Stainless steel dishtables
- Dual power supply connections
- 3 doors open
- Slant Shelf
- Stainless Steel Scrap Trap Upgrade

Note: Some US States may require Energy Star ratings for Commercial Dishwashers. The specifier or installer is responsible for knowing their local codes, standards, and regulatory requirements. This product was certified and met the requirements of previous Energy Star Version 2.0 for commercial dishwashers as required by some states.

**CMA
MIZER®**
Registered Trademark



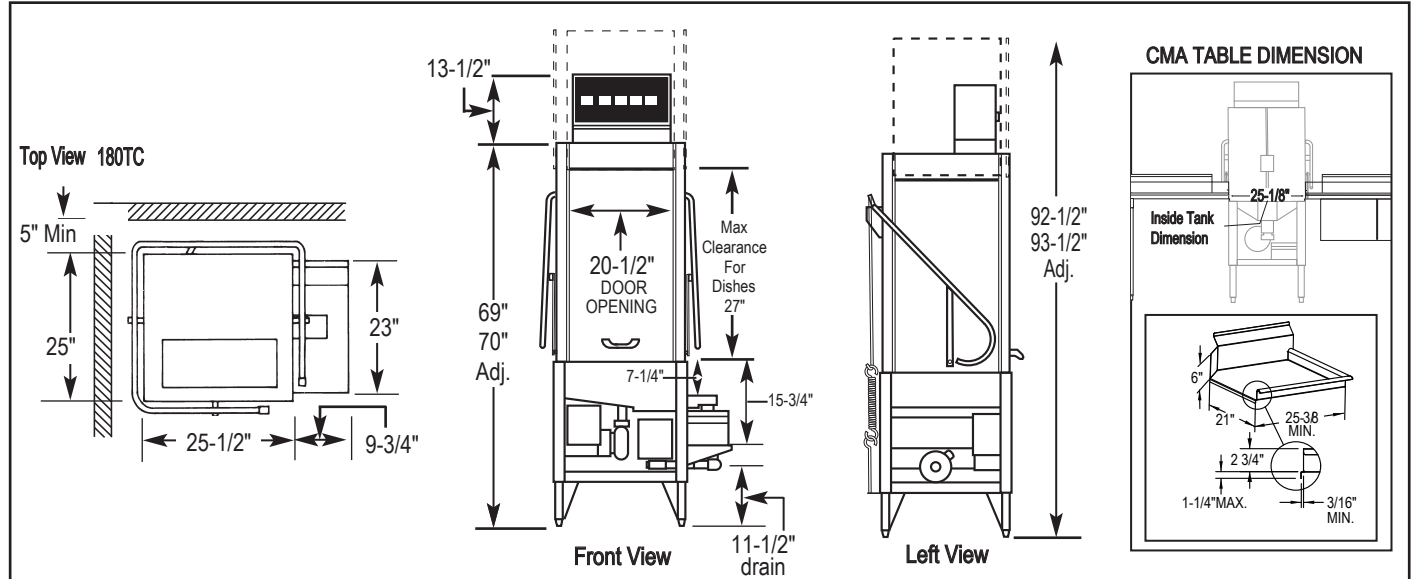


CMA-180TC

High Temperature
Pot and Pan Single Rack
Split Door Dishwasher

WARNINGS:

- Electrical and Plumbing connections must be made by a qualified service company who will comply with all available Federal, State, and Local Health, Electrical, Plumbing and Safety codes.
- CMA recommends utilizing a water softening system to maintain water hardness measurements of 3.5 gpg (grains per gallon) or less. This will assure maximum results and optimum operation of the dishmachine.



Specifications:

MODEL CMA-180TC	USA	METRIC		USA	METRIC
WATER CONSUMPTION			WASH PUMP MOTOR HP		
PER RACK	.82 GAL	(3.1 L)	1		
PER HOUR	49.2GAL	(186 L)	FRAME DIMENSIONS		
OPERATING CYCLE			DEPTH 25" (63.5cm)		
WASH TIME - SEC.	42	42	WIDTH (OUTSIDE DIMENSION) 25"-1/2" (65cm)		
RINSE TIME - SEC.	12	12	HEIGHT 69"-70" (175-178cm)		
DWELL TIME - SEC.	4	4	STANDARD TABLE HEIGHT 34" (86.3cm)		
TOTAL CYCLE	58	58	MAX CLEARANCE FOR DISHES 27" (68.6cm)		
OPERATING CAPACITY			DRAIN CONNECTION (OFF FLOOR) 11-1/2"-12-1/2" (29-32cm)		
RACKS PER HOUR	60	60	STANDARD DISHRACK		
WASH TANK CAPACITY			DIMENSIONS 1 1		
PUMP CAPACITY			20" x 20" (50.8 x 50.8cm)		
WATER REQUIREMENTS			ELECTRICAL RATING		
WITHOUT BOOSTER HEATER	180°F	(82°C)	VOLTS	PHASE	AMPS
WITH BOOSTER HEATER	120°F -140°F	(49°C - 60°C)	208	1	36
WATER INLET	3/4"	(1.9cm)	240	1	38
DRAIN CONNECTION	2"	(5.1cm)	208	3	24
RINSE PRESSURE SET	20 ±5psi	(1.41 kg/cm²)	240	3	26
OPERATING TEMPERATURE			480	3	10
WASH-°F (MIN)	155°F-160°F	(68°C-71°C)	WITH BOOSTER		
RINSE-°F (MIN)	180°F-195°F	(82°C-90°C)	208	1	78
			240	1	88
			208	3	49
			240	3	55
			480	3	25
			APPROXIMATE SHIPPING WEIGHT		
			WITHOUT BOOSTER 353# (160kg)		
			WITH BOOSTER 396# (180kg)		

Summary Specifications: Model CMA-180TC

The model CMA-180TC Split Door single tank, high temperature dishwasher is designed for years of trouble free service, producing sparkling results while conserving energy, water and chemicals. This machine is available with an optional "built in" booster heater, assuring a continuous supply of 180°F hot water, and can accommodate dishes and utensils up to 27" high. Unique soil purging system filters wash water and plate debris into an external tray. The CMA-180TC is NSF, UL, CUL approved. Constructed entirely of stainless steel.

Available Models: ■ CMA-180TS Tall Straight Split Door ■ CMA-180TSB Tall Straight Split Door with Booster
■ CMA-180TC Tall Corner Split Door ■ CMA-180TCB Tall Corner Split Door with Booster

Advisory: CMA does NOT endorse "Tankless On-Demand" water heaters for use on CMA Dishmachine products. CMA DOES endorse, and highly recommends, the standard "tank" style water heaters, sized properly to handle each particular facility with their water heating requirements.



CMA Dishmachines 17707 Valley View Ave; Cerritos, CA 90703 • 800-854-6417 • 714-898-8781 • Fax: 714-895-2141 • www.cmadishmachines.com

CMA reserves the right to modify specifications or discontinue models without prior notification.

© 09-2024 CMA, Inc.

